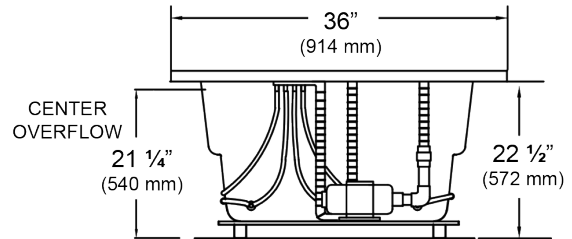
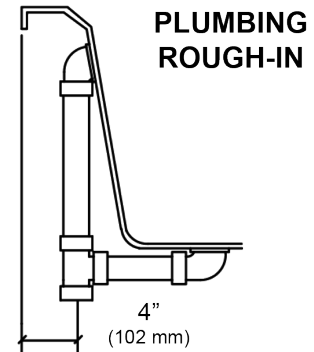
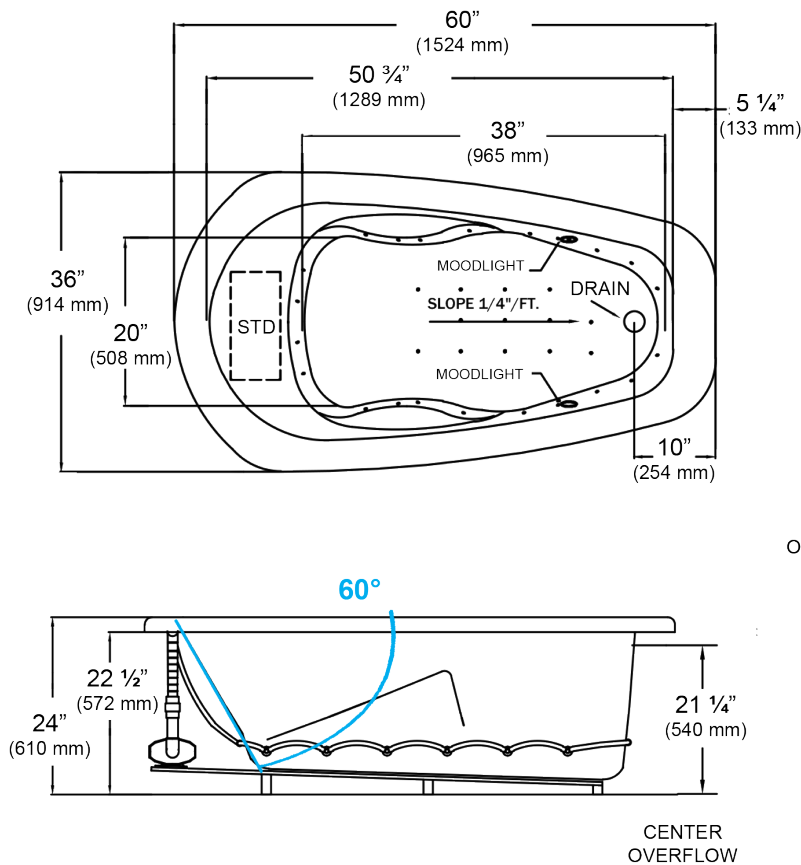


5396

Reo™ 60" x 36" x 24"

Swirl-way® Air Massage Bath



NOTES:

1. Blower location shown for clarity.
2. Required blower motor access is 20" W x 15" H.
3. Measurements may vary 1/4" (+/-).
4. Optional removable apron is not available on this unit.
5. Installer note: due to the freeform shape of the tub shell, it is recommended that the tub be on the job before making the final cut-out for drop-in installation.

SPECIFICATIONS

Specification	Description	Specification	Description
Material	Acrylic, fiberglass reinforced	Number of Jets	28
Construction	Self-contained, pre-plumbed air bath system mounted on a pre-leveled base	Water Capacity	55 gal. (min) 65 gal. (max)
Blower Motor	1.0 HP Variable Speed - 120 V, 9.0 AMP	Floor Loading Weight	47 lbs. / sq. ft (229 kg/m ²)
Electrical Requirements	One 120V, 20 AMP, GFCI Protected Circuit	Shipping Weight	170 lbs.
On/Off Control	Six button electronic control 20 minute time cycle, and auto purge cycle	Warranty	Limited Ten Year



MADE IN USA