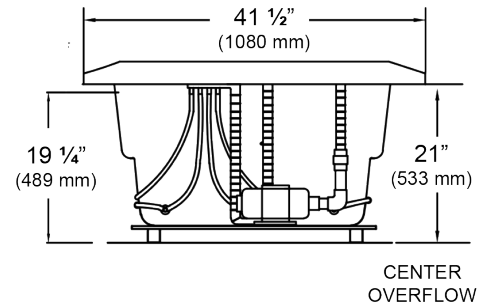
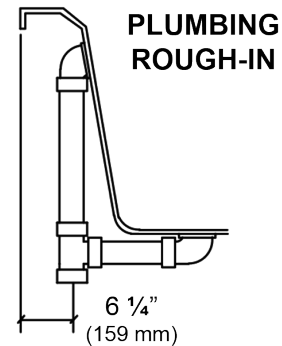
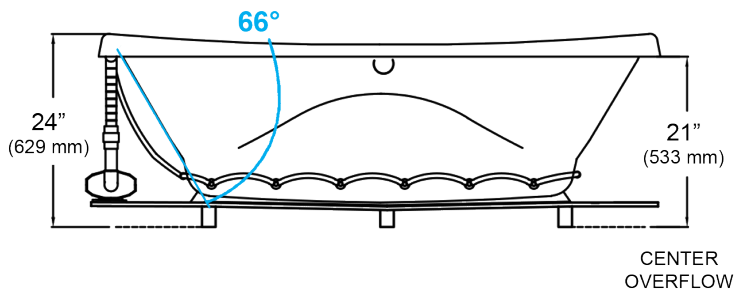
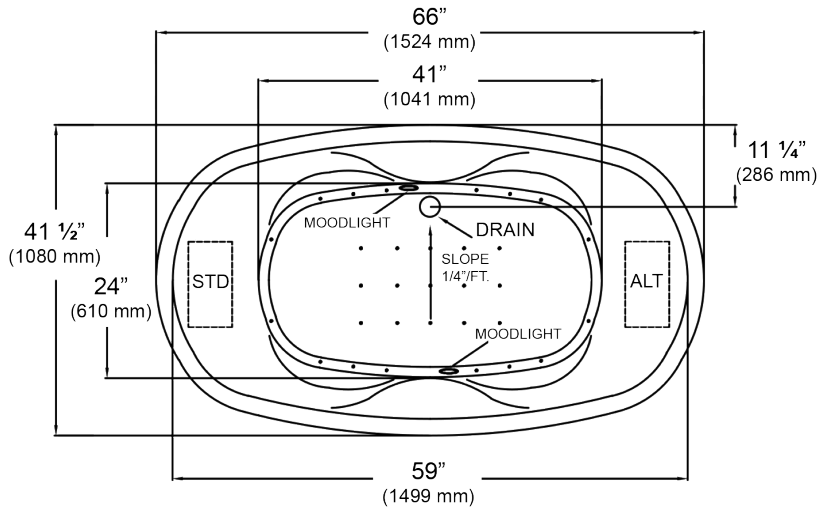


5333

# Essence - 66" x 41 ½" x 24"

## Swirl-way® Air Massage Bath



### NOTES:

1. Blower locations shown for clarity. Specify when ordering STD - Standard or ALT - Alternate.
2. Required blower motor access is 20" W x 15" H.
3. Measurements may vary 1/4" (+/-)
4. Removable apron is not available for this unit.
5. These dimensions are nominal and subject to change without notice.

### SPECIFICATIONS

Specification	Description	Specification	Description
<b>Material</b>	Acrylic, fiberglass reinforced	<b>Number of Jets</b>	32
<b>Construction</b>	Self-contained, pre-plumbed air bath system mounted on a pre-leveled base	<b>Water Capacity</b>	76 gal. (min) 90 gal. (max)
<b>Blower Motor</b>	1.0 HP Variable Speed - 120 V, 9.0 AMP	<b>Floor Loading Weight</b>	47 lbs. / sq. ft (229 kg/m <sup>2</sup> )
<b>Electrical Requirements</b>	One 120V, 20 AMP, GFCI Protected Circuit	<b>Shipping Weight</b>	175 lbs.
<b>On/Off Control</b>	Six button electronic control 20 minute time cycle, and auto purge cycle	<b>Warranty</b>	Limited Ten Year

