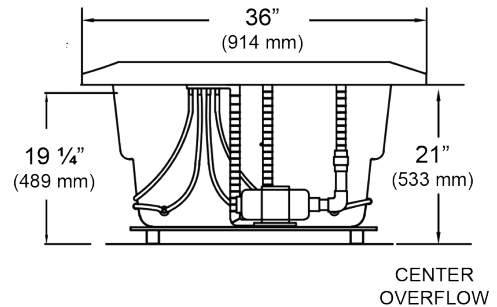
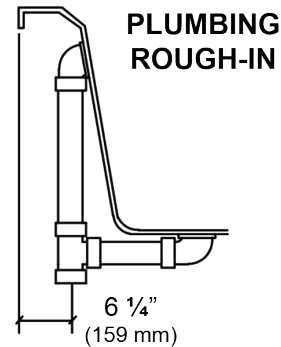
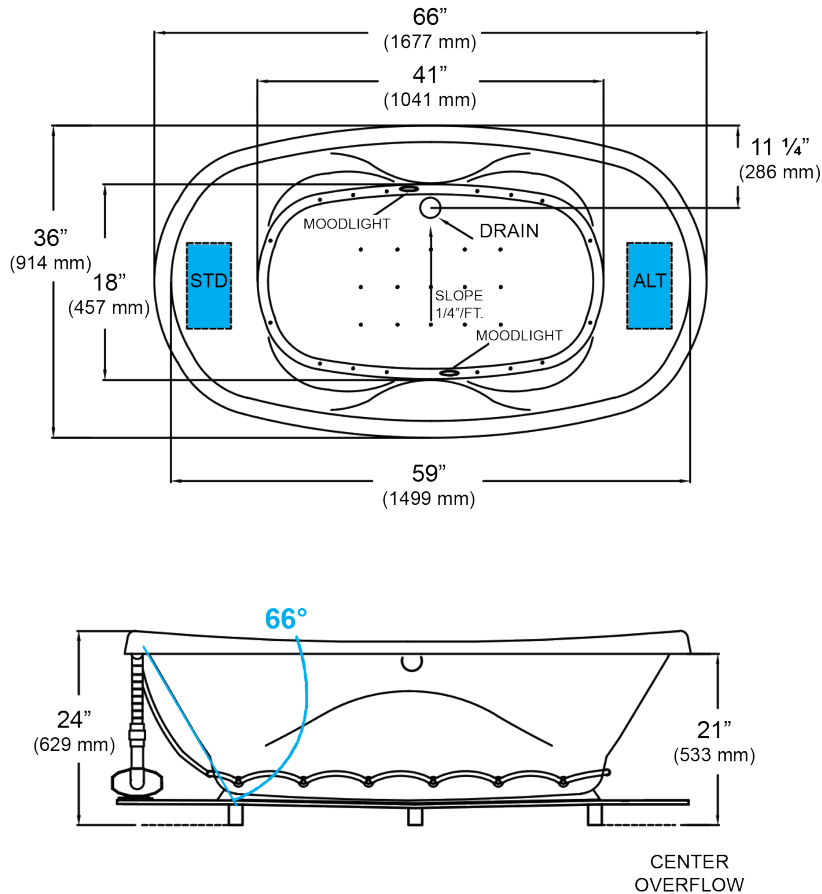


5327

Essence - 66" x 36" x 24"

Swirl-way® Air Massage Bath



NOTES:

1. Blower locations shown for clarity. Specify when ordering STD - Standard or ALT - Alternate.
2. Required blower motor access is 20" W x 15" H.
3. Measurements may vary 1/4" (+/-)
4. Removable apron is not available for this unit.
5. These dimensions are nominal and subject to change without notice.

SPECIFICATIONS

Specification	Description	Specification	Description
Material	Acrylic, fiberglass reinforced	Number of Jets	32
Construction	Self-contained, pre-plumbed air bath system mounted on a pre-leveled base	Water Capacity	70 gal. (min) 85 gal. (max)
Blower Motor	1.0 HP Variable Speed - 120 V, 9.0 AMP	Floor Loading Weight	47 lbs. / sq. ft (229 kg/m ²)
Electrical Requirements	One 120V, 20 AMP, GFCI Protected Circuit	Shipping Weight	170 lbs.
On/Off Control	Four button electronic control 20 minute time cycle, and auto purge cycle	Warranty	Limited Ten Year

