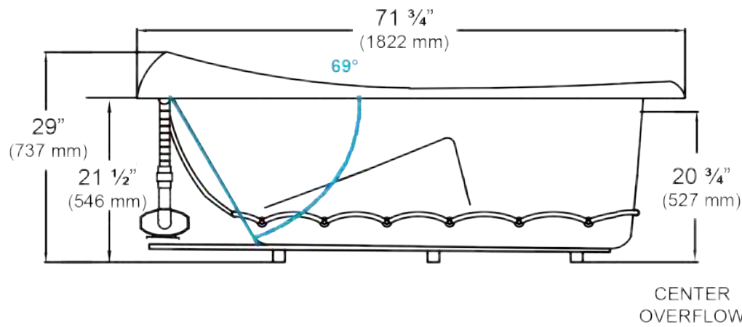
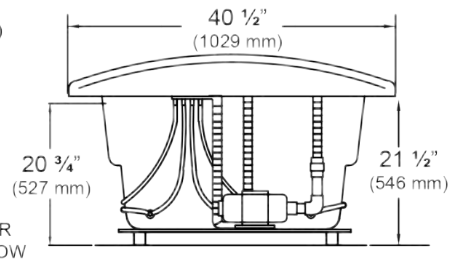
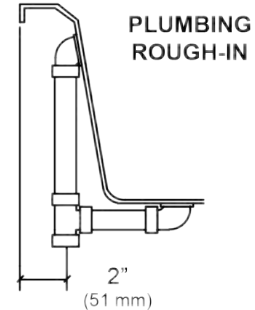
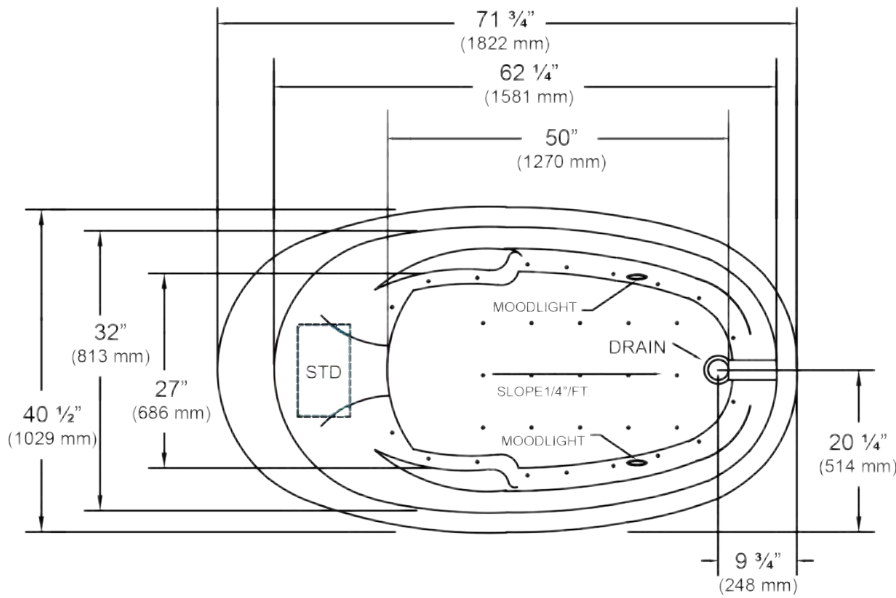


# Model 5381

## Avalon 71 3/4" x 40 1/2" x 29"

### Swirl-way® Air Massage Bath



CENTER OVERFLOW

**NOTES:**

1. Blower location shown for clarity.
2. Required blower motor access is 20" W x 15" H.
3. Measurements may vary 1/4" (+/-).
4. Optional removable apron is not available on this unit.
5. Installer note: due to the freeform shape of the tub shell, it is recommended that the tub be on the job before making the final cut-out for drop-in installation.

**SPECIFICATIONS**

Specification	Description	Specification	Description
<b>Material</b>	Acrylic, fiberglass reinforced	<b>Number of Jets</b>	34
<b>Construction</b>	Self-contained, pre-plumbed air bath system mounted on a pre-leveled base	<b>Water Capacity</b>	75 gal. (min) 90 gal. (max)
<b>Blower Motor</b>	1.0 HP Variable Speed - 120 V, 9.0 AMP	<b>Floor Loading Weight</b>	47 lbs. / sq. ft (229 kg/m <sup>2</sup> )
<b>Electrical Requirements</b>	One 120V, 20 AMP, GFCI Protected Circuit	<b>Shipping Weight</b>	170 lbs.
<b>On/Off Control</b>	Six button electronic control 20 minute time cycle and auto purge cycle	<b>Warranty</b>	Limited Ten Year

