

SPECIFICATIONS











Features/Benefits

- SnapBack® Retraction System
- Easily Adjustable GripLock® Weight
- 17 3/16" Spout Height, 7 15/16" Spout Reach
- 1.75 gpm (6.6 L/min) Standard Using DA52802354N Spray Head
- Alternative Flow Rates Available with Spray / Aerated Water Stream
 - 1.5 gpm (5.7 L/min) When Used with GA52802350N Spray Head
- 2 Function Spray / Aerated Stream
- Ceramic Disc Cartridge
- 360 Degree Swivel Spout
- Single Hole Installation
- Optional Cover Plate, DA665051, Sold Separately

Available Color/Finishes

Color tiles intended for reference only.

		Chrome
		SS Stainless Steel
		BS Satin Black
		BB Brushed Bronze

Standards & Certifications

ASME A112.18.1/CSA B125.1
 NSF/ANSI/CAN 61-9: Qs1
 NSF/ANSI/CAN 372
 ADA
 California Energy Commission (CEC)

