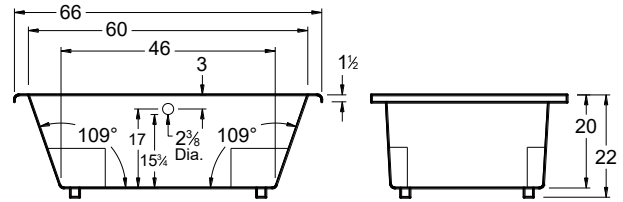
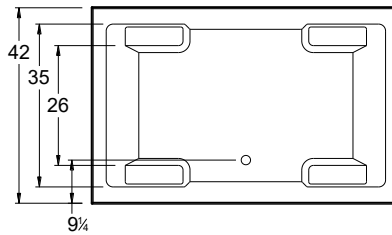
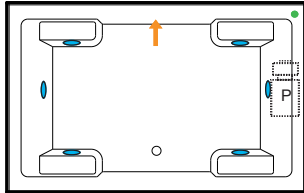


Always check the website for the most updated specifications: www.americh.com

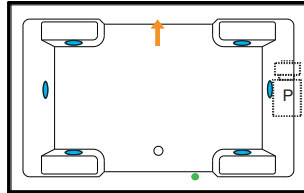


All bathtub dimensions are ± 1/2"

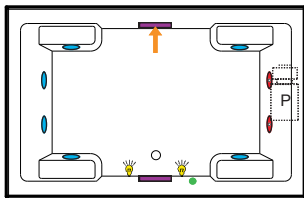
Builder Series



Luxury Series

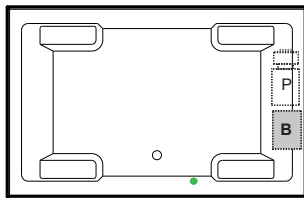


Platinum Series

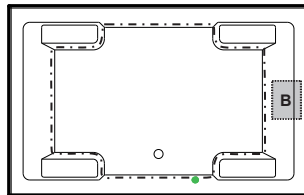


Combination

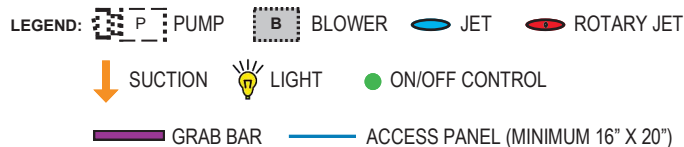
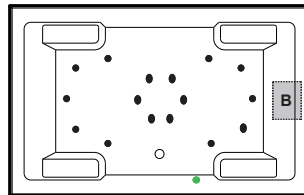
(pump and blower location only)



Airbath System II



Airbath System III



INSTALLATION TIPS

- Install according to Owner's Manual and local codes. Always consult your local plumber for recommendations.
- Certain options or altering the pump/blower location may cause the pump/blower to extend beyond the tub decking.
- Airbath III units may be 1 1/2" – 2 1/2" taller than stated.
- Hot water supply should be 65-75% of the tub capacity or greater.
- Cut Dimensions: 64" x 40". It is recommended to wait for unit to arrive before cutting.
- All specifications are subject to change without notice.
- The combination of multiple systems and options may require components to stick out and/or be remotely installed in the field.

DIMENSIONS

66" x 42" x 22" (1676 x 1067 x 559 mm)
Whirlpool Operating Gallons = 55 (Liters = 208)
Gallon to Overflow = 85 (Liters = 322)

MATERIAL: Acrylic (All Americh Standard Colors)

TUB FLOOR: Textured

UNDERMOUNT: Yes

- Advise Americh when ordering to ensure there are no issues with deck mounted controls.
- Always take dimensions directly from the unit.

ELECTRICAL REQUIREMENTS

Americh recommends one 20 amp ground fault circuit interrupter (GFCI) for each power supply provided with the bathtub.

STANDARD EQUIPMENT:

- Adjustable Feet

OPTIONAL ACCESSORIES

- Apron (Flat Panel Only)
Factory installed aprons may increase the overall height of the tub when ordered with certain accessories (ie. Linear Drain).
- Chromatherapy*
- Grab Bars: 9" * - 14" - 16"
- High Density Insulation*
- iBath Sound System
- Inline Heater (whirlpool only)
- Jets: Additional or Rotary*
- Lo Profile Tub Edge
- Ozone System (whirlpool and/or Airbath only)
- Pillows: Angle* - 12"
- Remote Control Upgrade (select series only)
- Serenity Soak (tub only)
- Syllent Pump with Heated Air*
- Thermal Comfort System (TCS must be at opposite end if used with VSM)
- Tile Flange Kit
- Trim Kit Upgrade*
- Vibro Sonic Massage (VSM must be at opposite end if used with TCS)
- Waste & Overflows Upgrades
 - Cable Drive Waste & Overflow*
 - PVC Waste & Overflow*
 - Linear Waste & Overflow

(* Standard on Platinum Series

(+) Standard on Luxury Series

CODES AND COMPLIANCE

Americh products meet or exceed the following standards:

- Underwriters Laboratories (UL)
- Underwriters Laboratories - Canada (cUL)
- Canadian Standards Association - (CSA)
- ANSI Z124.1 • ANSI A112-19.7
- ANSI A112.19.8

Contact Americh for additional approvals.