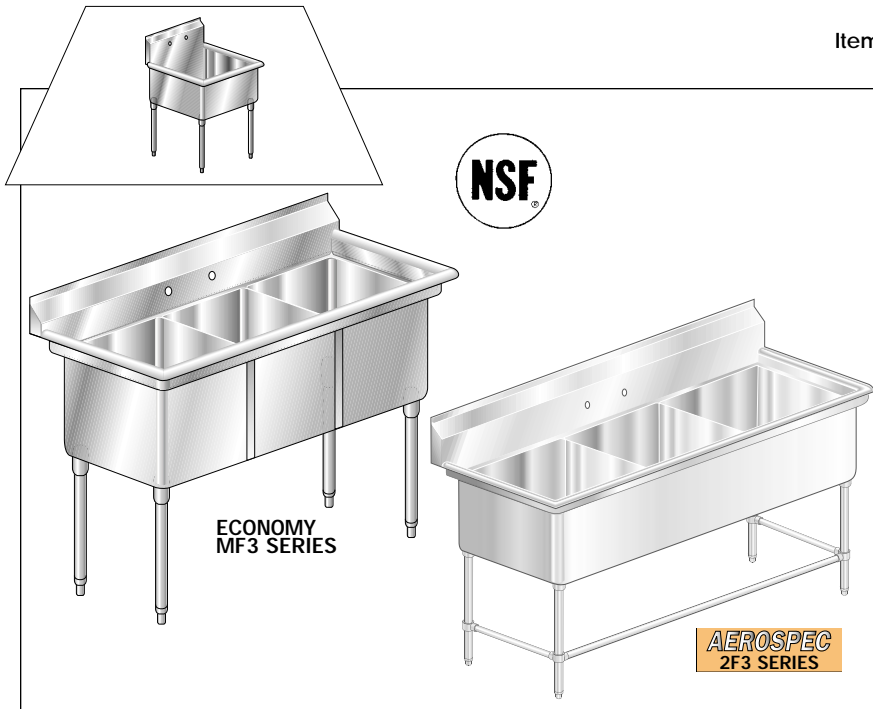




NSF SINKS

F3 SERIES, Three Compartment



Item# _____ Project _____

Quantity	ECONOMY MF3 Model #	DELUX 3F3 Model #	AEROSPEC 2F3 Model #
----------	---------------------------	-------------------------	----------------------------

18" WIDE

_____	MF3-1814	3F3-1814	2F3-1814
_____	MF3-1816	3F3-1816	2F3-1816
_____	MF3-1818	3F3-1818	2F3-1818
_____	MF3-1820	3F3-1820	2F3-1820
_____	MF3-1824	3F3-1824	2F3-1824

21" WIDE

_____	MF3-2114	3F3-2114	2F3-2114
_____	MF3-2116	3F3-2116	2F3-2116
_____	MF3-2118	3F3-2118	2F3-2118
_____	MF3-2120	3F3-2120	2F3-2120
_____	MF3-2124	3F3-2124	2F3-2124

24" WIDE

_____	MF3-2414	3F3-2414	2F3-2414
_____	MF3-2416	3F3-2416	2F3-2416
_____	MF3-2418	3F3-2418	2F3-2418
_____	MF3-2420	3F3-2420	2F3-2420

30" WIDE

_____	MF3-3014	3F3-3014	2F3-3014
_____	MF3-3016	3F3-3016	2F3-3016
_____	MF3-3018	3F3-3018	2F3-3018
_____	MF3-3020	3F3-3020	2F3-3020
_____	MF3-3024	3F3-3024	2F3-3024

MATERIAL

BODY

- MF-16 gauge 304 stainless steel bowl, 430 body.
- 3F -16 gauge 304 stainless steel.
- 2F -14 gauge 304 stainless steel (AEROSPEC).

LEGS

- 1 1/2" O.D. 16 gauge 304 series stainless steel tubing, complete with 1" adjustable impact resistant white metal feet.

DESIGN FEATURES

- All sinks are fully cartoned.
- Easily assembled.
- Space saving design eliminates 4" of length through the use of bowl partitions.

EXCLUSIVE AERO SAFETY EDGE

- Sink hemmed on the roll and backsplash to eliminate cuts from rough edges.

CONSTRUCTION

- **Exclusive 14" bowl depth on all models (consultant's spec).**
- **Custom style fabricated bowl for true gauge integrity.**
- All sinks have a 3/8" radius at all intersecting planes (consultant's spec).
- 18 gauge stainless steel strip to cover seams between bowls.
- Stainless steel gusset is machine welded 360 deg. to a stainless steel triangular plate.
- Gusset plate is fully welded directly underneath the sink for support.
- Polished to a #4 blended finish.

PLUMBING

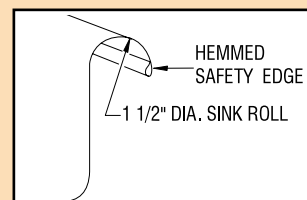
- Water supply is 1/2" hot and cold.
- Faucet holes are 8" o.c. (Faucets not included. See accessories).
- Two sets faucet holes for all sinks 60" or longer.

AEROSPEC

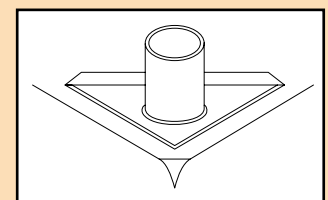
Includes all of the above and the following:

- Full 10" backsplash instead of standard 7".
- 18 gauge stainless steel enclosure surrounding all sink bowls.
- Stainless steel feet in lieu of white metal.
- Legs have stainless steel crossbracing with aluminum castings at all intersections.

CUSTOM SIZES AVAILABLE



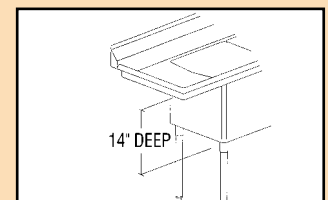
Exclusive Aero Safety Edge



Fully Welded Gusset Assembly



1" Sanitary Lip



14" Custom-Style Bowl

CONSULTANT'S SPECS AT PRODUCTION PRICES

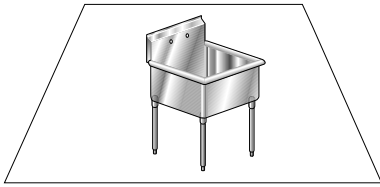
email - sales@aeromfg.com

AERO MANUFACTURING COMPANY • 310 ALLWOOD ROAD, CLIFTON, NEW JERSEY 07012 • VOICE 973.473.5300 FAX 973.473.3794

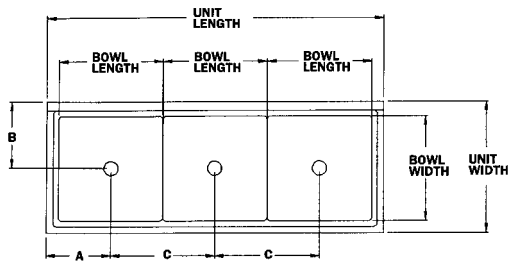
DIMENSIONAL SPECIFICATIONS

AERO

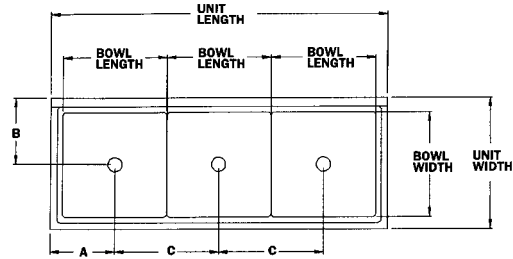
F3 SERIES, Three Compartment, NSF Sinks



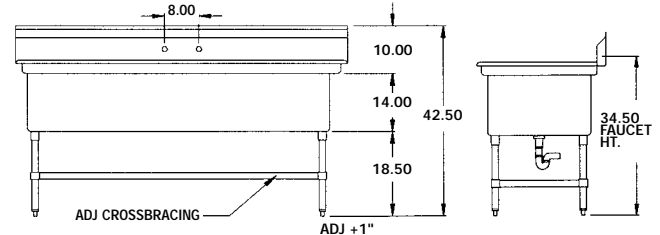
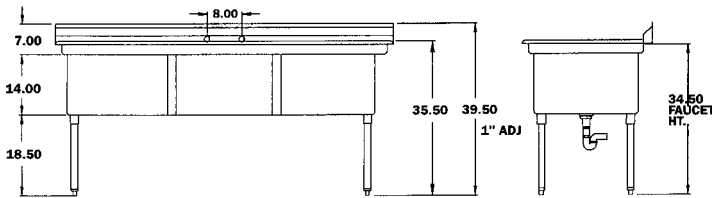
■ Supplied with stainless steel drain basket and strainer.



ECONOMY MF3 SERIES



AEROSPEC 2F3 SERIES



BOWL Width	BOWL Length	UNIT Width	UNIT Length	A Drain	B Drain	C Drain	ECONOMY MF3 Model #	DELUX 3F3 Model #	AEROSPEC 2F3 Model #	Ship Weight	Cubic Feet	Sets, Faucet Holes
18" WIDE												
18	14	24	47.5	9.75	12.25	14.0	MF3-1814	3F3-1814	2F3-1814	85	14	ONE
18	16	24	53.5	10.75	12.25	16.0	MF3-1816	3F3-1816	2F3-1816	99	16	ONE
18	18	24	59.5	11.75	12.25	18.0	MF3-1818	3F3-1818	2F3-1818	110	17	ONE
18	20	24	65.5	12.75	12.25	20.0	MF3-1820	3F3-1820	2F3-1820	122	19	TWO
18	24	24	77.5	14.75	12.25	24.0	MF3-1824	3F3-1824	2F3-1824	134	23	TWO

21" WIDE												
21	14	27	47.5	9.75	13.75	14.0	MF3-2114	3F3-2114	2F3-2114	99	16	ONE
21	16	27	53.5	10.75	13.75	16.0	MF3-2116	3F3-2116	2F3-2116	103	18	ONE
21	18	27	59.5	11.75	13.75	18.0	MF3-2118	3F3-2118	2F3-2118	114	20	ONE
21	20	27	65.5	12.75	13.75	20.0	MF3-2120	3F3-2120	2F3-2120	126	21	TWO
21	24	27	77.5	14.75	13.75	24.0	MF3-2124	3F3-2124	2F3-2124	138	25	TWO

24" WIDE												
24	14	30	47.5	9.75	15.25	14.0	MF3-2414	3F3-2414	2F3-2414	101	17	ONE
24	16	30	53.5	10.75	15.25	16.0	MF3-2416	3F3-2416	2F3-2416	113	20	ONE
24	18	30	59.5	11.75	15.25	18.0	MF3-2418	3F3-2418	2F3-2418	125	22	ONE
24	20	30	65.5	12.75	15.25	20.0	MF3-2420	3F3-2420	2F3-2420	137	24	TWO
24	24	30	77.5	14.75	15.25	24.0	MF3-2424	3F3-2424	2F3-2424	149	28	TWO

30" WIDE												
30	14	36	47.5	9.75	18.25	14.0	MF3-3014	3F3-3014	2F3-3014	123	21	ONE
30	16	36	53.5	10.75	18.25	16.0	MF3-3016	3F3-3016	2F3-3016	135	23	ONE
30	18	36	59.5	11.75	18.25	18.0	MF3-3018	3F3-3018	2F3-3018	147	26	ONE
30	20	36	65.5	12.75	18.25	20.0	MF3-3020	3F3-3020	2F3-3020	159	29	TWO
30	24	36	77.5	14.75	18.25	24.0	MF3-3024	3F3-3024	2F3-3024	175	34	TWO

All dimensions are typical (tol. ±1/8"). • For Accessories and Options see pages FS-7A, FS-7B.

email - sales@aeromfg.com

AERO MANUFACTURING COMPANY • 310 ALLWOOD ROAD, CLIFTON, NEW JERSEY 07012 • VOICE 973.473.5300 FAX 973.473.3794