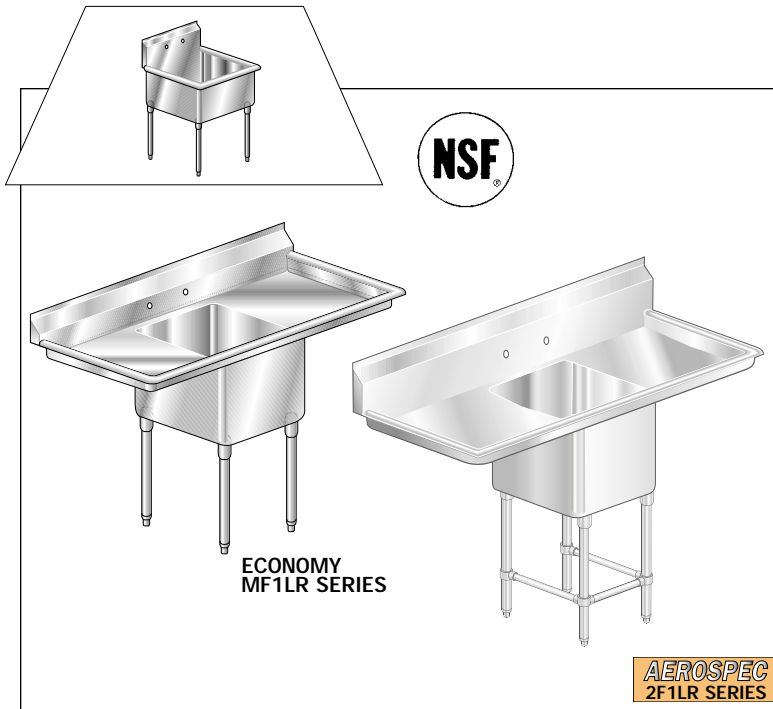


## F1LR SERIES, One Compartment with Two Drainboards



Item# \_\_\_\_\_ Project \_\_\_\_\_

Quantity	ECONOMY MF1 Model #	DELUX 3F1 Model #	AEROSPEC 2F1 Model #
<b>21" WIDE</b>			
—	MF1-2116-18LR	3F1-2116-18LR	2F1-2116-18LR
—	MF1-2116-24LR	3F1-2116-24LR	2F1-2116-24LR
—	MF1-2116-30LR	3F1-2116-30LR	2F1-2116-30LR
—	MF1-2116-36LR	3F1-2116-36LR	2F1-2116-36LR

<b>20" WIDE</b>			
—	MF1-2020-20LR	3F1-2020-20LR	2F1-2020-20LR
—	MF1-2020-24LR	3F1-2020-24LR	2F1-2020-24LR
—	MF1-2020-30LR	3F1-2020-30LR	2F1-2020-30LR
—	MF1-2020-36LR	3F1-2020-36LR	2F1-2020-36LR

<b>24" WIDE</b>			
—	MF1-2418-18LR	3F1-2418-18LR	2F1-2418-18LR
—	MF1-2418-24LR	3F1-2418-24LR	2F1-2418-24LR
—	MF1-2418-30LR	3F1-2418-30LR	2F1-2418-30LR
—	MF1-2418-36LR	3F1-2418-36LR	2F1-2418-36LR

<b>24" WIDE</b>			
—	MF1-2424-18LR	3F1-2424-18LR	2F1-2424-18LR
—	MF1-2424-24LR	3F1-2424-24LR	2F1-2424-24LR
—	MF1-2424-30LR	3F1-2424-30LR	2F1-2424-30LR
—	MF1-2424-36LR	3F1-2424-36LR	2F1-2424-36LR

<b>30" WIDE</b>			
—	MF1-3020-20LR	3F1-3020-20LR	2F1-3020-20LR
—	MF1-3020-24LR	3F1-3020-24LR	2F1-3020-24LR
—	MF1-3020-30LR	3F1-3020-30LR	2F1-3020-30LR
—	MF1-3020-36LR	3F1-3020-36LR	2F1-3020-36LR

### MATERIAL

#### BODY

- MF -16 gauge 304 stainless steel bowl, 430 body.
- 3F -16 gauge 304 stainless steel.
- 2F -14 gauge 304 stainless steel. (AEROSPEC)

#### LEGS

- 1 1/2" O.D. 16 gauge 304 series stainless steel tubing, complete with 1" adjustable impact resistant white metal feet.

### DESIGN FEATURES

- All sinks are fully cartoned.
- Easily assembled.
- Drainboards pitched 3/4" for positive drainage.

### EXCLUSIVE AERO SAFETY EDGE

- Sink hemmed on the roll and backsplash to eliminate cuts from rough edges.

### CONSTRUCTION

- Exclusive 14" bowl depth on all models (consultant's spec).**
- Custom style fabricated bowl for true gauge integrity.**
- All sinks have a 3/4" radius at all intersecting planes (consultant's spec).
- Stainless steel gusset is machine welded 360 deg. to a stainless steel triangular plate.
- Gusset plate is fully welded directly underneath the sink for support.
- Polished to a #4 blended finish.
- All sinks with drainboards 30" or longer equipped with 2 stainless steel 1 1/2" O.D. legs with stainless steel gussets and white metal feet.

### PLUMBING

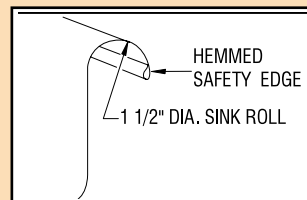
- Water supply is 1/2" hot and cold.
- Faucet holes are 8" o.c. (Faucets not included. See accessories).

### AEROSPEC

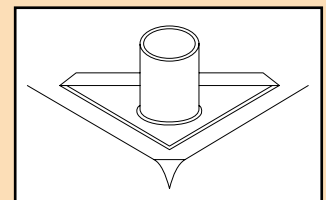
*Includes all of the above and the following:*

- Full 10" backsplash instead of standard 7".
- Stainless steel feet in lieu of white metal.
- Legs have stainless steel crossbracing with aluminum castings at all intersections.

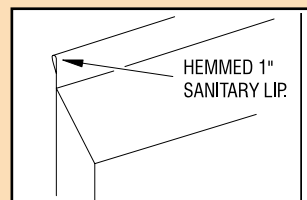
## CUSTOM SIZES AVAILABLE



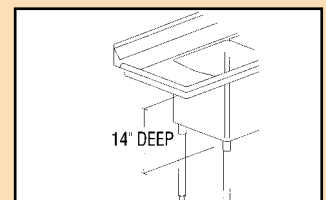
Exclusive  
Aero Safety Edge



Fully Welded  
Gusset Assembly



1" Sanitary Lip




14" Custom-Style  
Bowl

## CONSULTANT'S SPECS AT PRODUCTION PRICES

email - sales@aeromfg.com

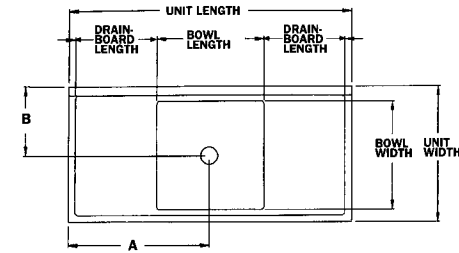
AERO MANUFACTURING COMPANY • 310 ALLWOOD ROAD, CLIFTON, NEW JERSEY 07012 • VOICE 973.473.5300 FAX 973.473.3794



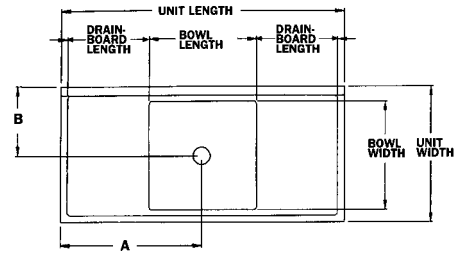
# DIMENSIONAL SPECIFICATIONS

F1LR SERIES, NSF Sinks, One Compartment, Two Drainboards

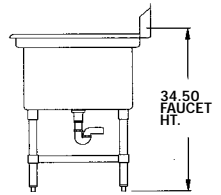
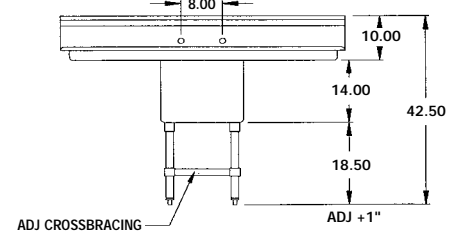
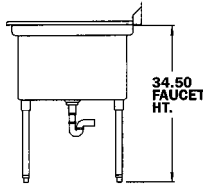
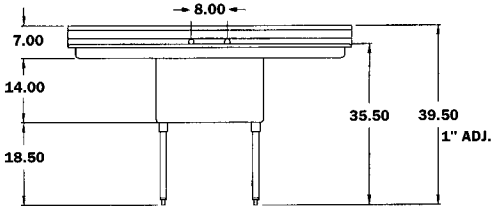
■ Supplied with stainless steel drain basket and strainer.



ECONOMY MF1LR SERIES



AEROSPEC 2F1LR SERIES



BOWL Width	BOWL Length	UNIT Width	UNIT Length	DRAIN BOARD Length	A Drain	B Drain	ECONOMY MF1 Model #	DELUX 3F1 Model #	AEROSPEC 2F1 Model #	Ship Weight	Cubic Feet	Sets, Faucet Holes
------------	-------------	------------	-------------	--------------------	---------	---------	---------------------	-------------------	----------------------	-------------	------------	--------------------

## 21" WIDE

21	16	27	57	18	27.5	13.75	MF1-2116-18LR	3F1-2116-18LR	2F1-2116-18LR	85	13	ONE
21	16	27	67	24	33.5	13.75	MF1-2116-24LR	3F1-2116-24LR	2F1-2116-24LR	90	15	ONE
21	16	27	79	30	39.5	13.75	MF1-2116-30LR	3F1-2116-30LR	2F1-2116-30LR	95	16	ONE
21	16	27	91	36	45.5	13.75	MF1-2116-36LR	3F1-2116-36LR	2F1-2116-36LR	100	18	ONE

## 20" WIDE

20	20	26	63	20	31.5	13.25	MF1-2020-20LR	3F1-2020-20LR	2F1-2020-20LR	100	15	ONE
20	20	26	71	24	35.5	13.25	MF1-2020-24LR	3F1-2020-24LR	2F1-2020-24LR	105	17	ONE
20	20	26	83	30	41.5	13.25	MF1-2020-30LR	3F1-2020-30LR	2F1-2020-30LR	110	19	ONE
20	20	26	95	36	47.5	13.25	MF1-2020-36LR	3F1-2020-36LR	2F1-2020-36LR	115	21	ONE

## 24" WIDE

24	18	30	59	18	28.5	13.75	MF1-2418-18LR	3F1-2418-18LR	2F1-2418-18LR	95	13	ONE
24	18	30	69	24	34.5	13.75	MF1-2418-24LR	3F1-2418-24LR	2F1-2418-24LR	100	15	ONE
24	18	30	81	30	40.5	13.75	MF1-2418-30LR	3F1-2418-30LR	2F1-2418-30LR	105	17	ONE
24	18	30	93	36	46.5	13.75	MF1-2418-36LR	3F1-2418-36LR	2F1-2418-36LR	110	19	ONE

## 24" WIDE

24	24	30	63	18	31.5	15.25	MF1-2424-18LR	3F1-2424-18LR	2F1-2424-18LR	105	17	ONE
24	24	30	75	24	37.5	15.25	MF1-2424-24LR	3F1-2424-24LR	2F1-2424-24LR	110	19	ONE
24	24	30	87	30	43.5	15.25	MF1-2424-30LR	3F1-2424-30LR	2F1-2424-30LR	115	21	ONE
24	24	30	99	36	49.5	15.25	MF1-2424-36LR	3F1-2424-36LR	2F1-2424-36LR	120	23	ONE

## 30" WIDE

30	20	36	63	18	31.5	18.25	MF1-3020-20LR	3F1-3020-20LR	2F1-3020-20LR	115	18	ONE
30	20	36	71	24	35.5	18.25	MF1-3020-24LR	3F1-3020-24LR	2F1-3020-24LR	120	21	ONE
30	20	36	83	30	41.5	18.25	MF1-3020-30LR	3F1-3020-30LR	2F1-3020-30LR	125	24	ONE
30	20	36	95	36	47.5	18.25	MF1-3020-36LR	3F1-3020-36LR	2F1-3020-36LR	130	26	ONE

All dimensions are typical (tol. ±1/8"). • For Accessories and Options see pages FS-7A, FS-7B.

email - sales@aeromfg.com

AERO MANUFACTURING COMPANY • 310 ALLWOOD ROAD, CLIFTON, NEW JERSEY 07012 • VOICE 973.473.5300 FAX 973.473.3794