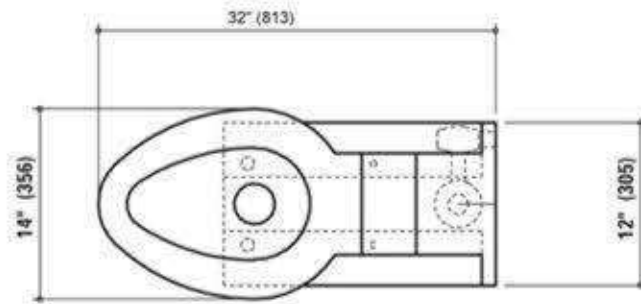


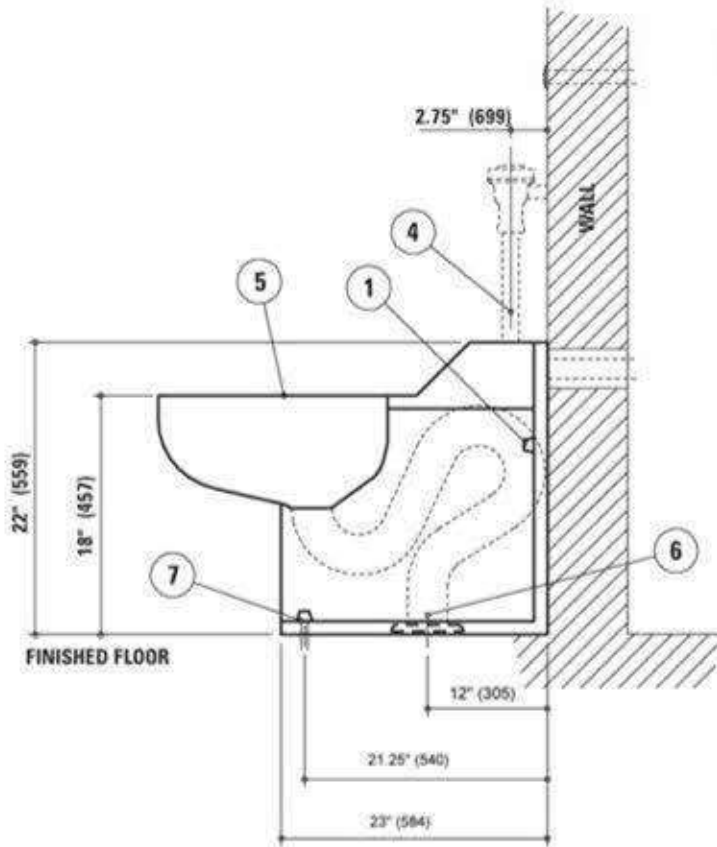


PlumbingSupply.com  
 Order Verification Form  
 Signature Required Below

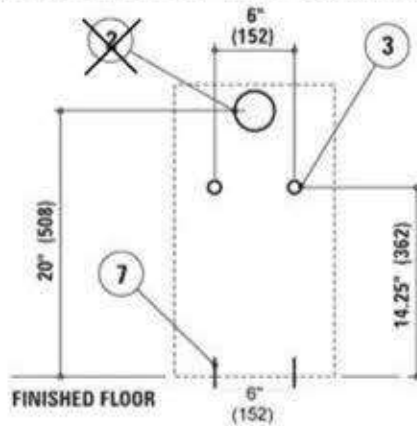
**FIXTURE PLAN VIEW**



**FIXTURE SIDE VIEW**



**WALL ELEVATION VIEW (fixture side)**



**ROUGH-IN INFORMATION**

- |  |   |                              |
|--|---|------------------------------|
| ① Tamper resistant cap nuts (4)  | ③ Anchor locations (2)                              | ⑤ Mirror finish seat         |
| ② 3" (76mm) wall opening for 1 1/2" (38mm) FIPT flush supply inlet (model #4653) | ④ 1 1/2" (38mm) MIPT top supply inlet (model #4658) | ⑥ Floor outlet gasket flange |
|  |   | ⑦ Floor anchors (2)          |

Dear Customer,

Verification must be received before order can be entered for shipment.

Please sign to verify #4658 Top Supply Handicap toilet fixture meets your requirements

\_\_\_\_\_  
 Customer Signature

\_\_\_\_\_  
 Please print name and return to:

PlumbingSupply Group LLC - FAX: 530-891-0654

EMAIL: sales@plumbingsupply.com