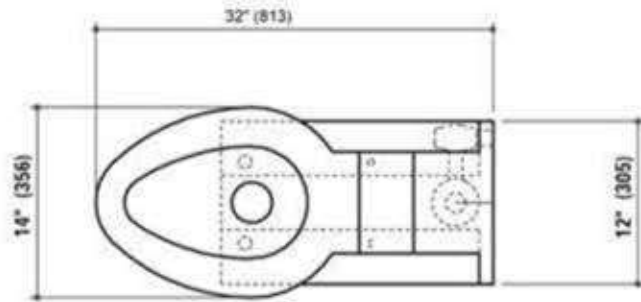




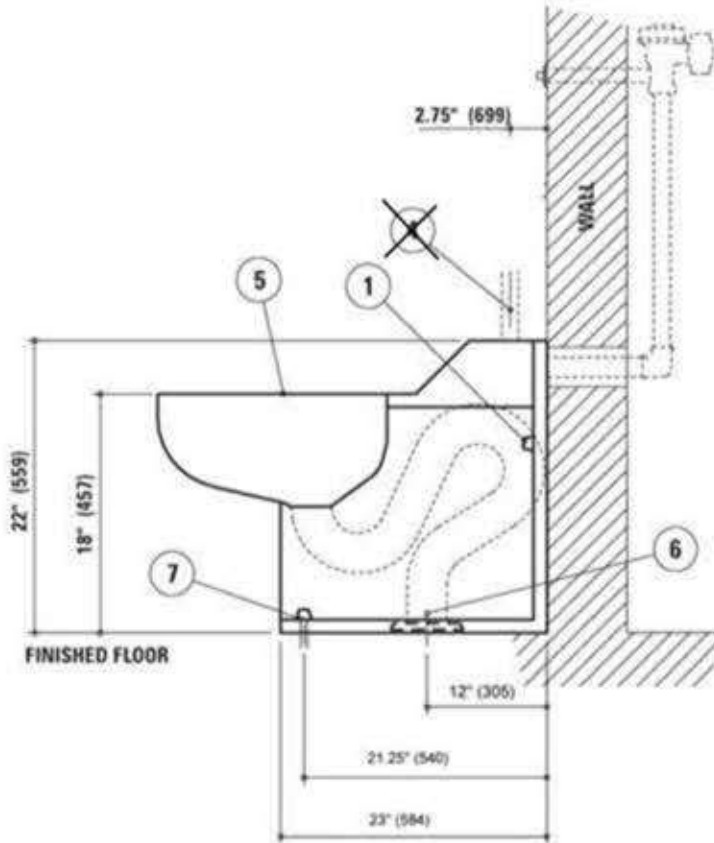
WITH HS-OPTION

PlumbingSupply.com  
Order Verification Form  
Signature Required Below

**FIXTURE PLAN VIEW**



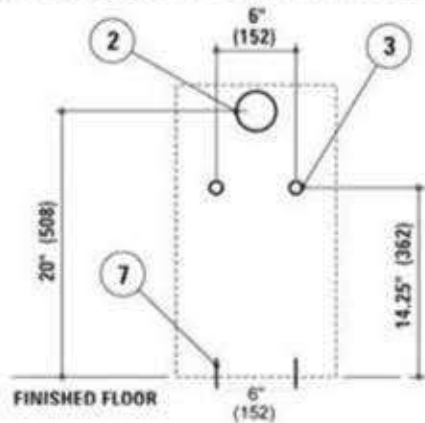
**FIXTURE SIDE VIEW**



HS Option

5.50" Center to Center  
toilet seat bolt holes

**WALL ELEVATION VIEW (fixture side)**



**ROUGH-IN INFORMATION**

- ① Tamper resistant cap nuts (4)
- ③ Anchor locations (2)
- ⑤ Mirror finish seat
- ② 3" (76mm) wall opening for 1 1/2" (38mm) FIPT flush supply inlet (model #4653)
- ④ 1 1/2" (38mm) MIPT top supply inlet (model #4658)
- ⑥ Floor outlet gasket flange
- ⑦ Floor anchors (2)

Dear Customer,

Verification must be received before order can be entered for shipment.

Please sign to verify #4653-HS Back Supply Handicap toilet fixture meets your requirements

\_\_\_\_\_  
Customer Signature

\_\_\_\_\_  
Please print name and return to:

PlumbingSupply Group LLC - FAX: 530-891-0654

EMAIL: sales@plumbingsupply.com